



# **Trimester Assessment Content**

- 1. Focal Camera**
- 2. Photo Book**
- 
- 4. Reader**
- 5. Eye-Project**
- 6. DC Gun**
- 7. IFFR Festival**
- 8. Filmwerkplaats Workshop**

# Focal Camera

The aim was to build a special DIY Camera out of wood. I created a camera with a normal lens and extra holes between the shutter and the lens. I bought wood, cut it with the lastercuter and glued every piece together. After the glue was dried I painted it and drilled the holes in it. We did the assessment to learn the significant elements, how a camera works. Beside this, everybody build his own camera, to explore a new technique or to test something. With the holes I tried to get special effects of the color. Through the leak, light will also expose a bit or parts of the film in an unregulated form.







# Leporello

The second project was be a photo book dummy. I created a leporello called sculpture of time. It involves ten images from dry fruits and dry vegetables which I collected over the last years. All images have the same size, the same light setting, the same background and an passepartout.

I shoot the vegetables and fruits in the studio to archive a natural background. For the background I chose a discreet color that the object are still in the focus. I used soft light to have a uniform light and soft shadows at the objects. After editing and color grading I selected the photos I wanted to use for the leporello and printed them out. With a special kind of sellotape paper, I stucked the pages together as a series.

I decided to create an leporello, because I found it important that you have the opportunity to open all pages at the same time. With this technique you can compare the objects and see all together. I only used ten images to get the balance between interesting objects and boring old vegetables.

I found it interesting to observe the fruits and vegetables until they reach the finite state and to see the change of the structure and surface. I also wanted to explore the effect that time can have.









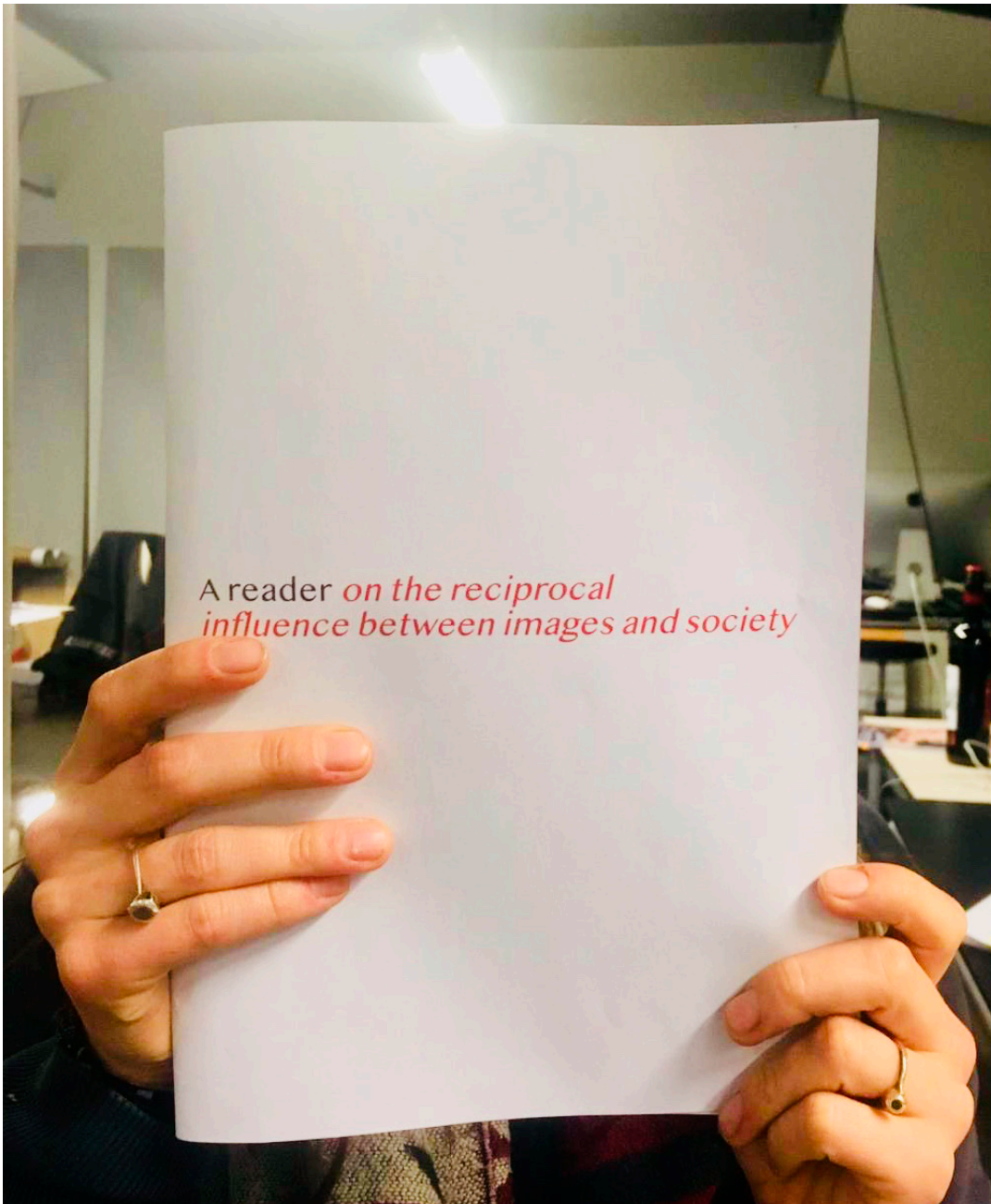




# Reader

On the reciprocal influence between images and society is the name of our reader. In a group of three, we selected parts of different books we read all written by Susan Sonntag to open a discussion. The Aesthetics of Silence, Regarding the Pain of Others and On Photography. We recorder our conversations and later transited it. We talked during our discussion about noise in images, overload of pictures, the ambivalence of a photographic, that can be a multiple interpretation, and also can be a tool to raise awareness. We also wrote, why we read this book and why we chose this part out of it. We all were impressive by Susan Sontag. Her books are old but the content is quite timeless or also present in our time.

I like the way to have a conversation or a discussion. I like to figure out what people think about all topics that relate to photography and art. I think it is a good way to reflect myself and to get some new impressions about other meanings.



# Eye-Project

This project started with a lot of research. I wanted to do a film about climate change. The film is two minutes long. It starts on a forest road where you slowly can see images what happened here during a extreme summer. At the end you see the hole dimension of the burnt forest. For the project I did a lot of research work. I wanted to find out, what is already affected by the climate change, what are consequences you already can see or feel and also what experts say about the future. In my opinion a lot of people think the climate change is something in the future and also because of that hard do imagine and hard to change. During my research I found out, that this is not an imagination or something what happens in the future. It also happens right know in front of our doors. I read about the big fire in 2019 in Germany, where more then 400 hector of forest burnt down. I start to focus on this topic and get to the forest in Treuenbriezen what was also burnt down in 2018. I organized a three day trip to Treuenbriezen, which is near Berlin. I filmed in the forest two days with a gimbal and back home edited the parts I want to use. I created a song which I would like to use, but after consolations with my tutors I decided only to use sound from the wood, which I record some weeks later.

I started this project because I wanted my project to archive a kind of reflection and discussion by the audience. I found it important to create awareness about topics that are important to humans, animals and the nature. On the other hand, I also wanted to have a deeper examination with this topic. At least I also wanted to explore the film as a medium and praxis the tools I learnt.










# DC GUN

The last project is about a special AI technique called DCGUN. I used the machine to create new images. I started searching in my archive for similar images I could use as dataset for the machine. I collected all my landscape images and went with my dataset to the interaction station where the program DCGUN is installed. I trained the machine with my own dataset. After the training was finished I started to use the machine to create new images based on the training with my own images. It didn't work.

As result I only get one image, which looked like a grid full with vertical and horizontal lines. I'm not sure what the exact problem was, but probably my images doesn't look similar enough and there are too less data. I will create a new dataset, soon.

During an interdisciplinary focus group, we got an introduction to the new AI technique by Javi. He gave us the article 'invisible images' by Palgem. I found the article really interesting and spent a lot of time getting to understand it and to summarize it for me. At the same time I got curious to work at the interaction station with an AI technique. And I also wanted to see how the images will look, when I will train the DCGUN with my own dataset.





# IFFR


I didn't know what I will expecting when I saw the IFFR in our schedule. As I recognized that we will get a full festival pass, I was super happy and excited. I created a schedule with all movies I found interested. It was impossible to watch all of them. Two movies stock in my head because the also inspired me.

The first one is Sandlines by Frances Alys. Its is a powerful work together with Children in Irak to educate they with the history of their country. I liked it, because the story is told in a really easy way, that a lot of people can understand. I was touched by the way he and his team worked with the children together. For me it was inspiring to see, how art can be art and at the same time social and political. It is a general question what I currently investigate.

The other Film is complete different. Its called Sicherheit123. They are different situation stitched together. Its not linear or a narrative story. At the first moment I was board. The scenes are about how the government try to save the humans from the nature. They investigate a lot of money for research, builders and walls to security the human. It a fight against nature. I really like the strategy how they told the theme. My board feeling changed in a point of understanding why they tell the story like this. I want to memorize the strategy. The topic has a lot of citric points which they reflected in the movie. Without any personal meaning and just documenting the different positions the movie create awareness and allows us to start a discussion.

I also take part at the program called Frist Symtoms, which I really liked. I enjoyed the talk from Melvin Moti a lot. He talked about his creative process where he plays a lot with expectation. It was a new approach I learned.

All in all it was a great experience. I watched the hole day, from early in the morning until the night movies and listed to talks, Q&As and masterclasses. For every event/movie/masterklass I made notices and wrote a resumé about it.



# Filmwerkplaats Workshop

The 16mm filmmaking workshop was lead by Esther Urlus. She is a really good teacher and it makes fun to learn from her all the different machines and tools and processes. We did a small exercise in groups of three. We filmed the streets of Rotterdam and than developed the material and also printed a selection. We were limited to a short length of the film around one minute. It enjoyed to experiment to work with the limitation and the analog equipment. I came to a related conflict with myself, if I should take more pictures analog. I really like the technique and it makes a lot of fun and nearly every photo I see, looks better analog then digital because of the colors. On the other side, it takes much more practice and time and is also much more expensiver.

As I think I will not work with 16mm in future it was a great workshop also to understand the basics about the analog world of film making.

